

Paper Lantern

You will need:

Paper

Pens, paint etc for decoration

Glue or double-sided tape


Ruler

Scissors

String or garden twine

How to make:


Take your paper and lay it width ways. Mark 2 lines along the paper at the top and bottom of the page.




This is the time to decorate the paper with symbols that make you feel of Beltane.




Then fold the paper in half.



Then cut up to the top line along the paper. These can be as thick or as thin as you like.



Open up the paper and roll up lengthways. Then use glue or double-sided tape to stick together. If using glue, use a peg to hold in place until stuck securely.



Add a handle made out of paper or string and hang up.

